


## ESDF4 In-Line Joint

**Prysmian Part Number: XJTSC00083**



*Note: Cable entry glands are supplied as separate items*

The ESDF4 In Line Joint is an underground joint suitable for direct burial and underground chamber applications. It is used for the jointing and branching of optical cables, and has a total capacity of 72 fibres.

The joint is supplied with six splice trays each able to accommodate up to 12 fibre splices. Cable Entry Glands, Splice Protectors and Mounting Brackets are ordered separately to suit the application requirements.

## Features and Benefits

- Installation in an underground chamber or direct buried.
- Six splice trays are each able to accommodate 12 spliced fibres.
- Maximum spliced fibre capacity is 72 fibres.
- Between 4 and 16 cable entries dependant on cable diameter.
- Mechanical cable sealing.
- Cable anchor system allows cables to be prepared away from the joint.
- Continuous addition of branched cables possible for up to 4 cables per port.
- Reliable sealing of the box using a mechanical gasket allows easy entry.
- Suitable for direct buried applications.
- Pole and Wall mounting brackets available.
- Earth point for cables metallic parts.

## Kit Contents

The ESDF4 In Line Joint is supplied with 6 splice trays.

Cable Entry Kits, Mounting Brackets and Splice Protectors must be ordered separately.

Note: Four Cable Entry Kits must be ordered per joint. If only two cables are required, blank entry kits must be used to seal the joint.

## Additional Items

- Cable Entry Kits
- Wall Mounting Bracket
- Pole Mounting Bracket
- Splice Protectors

## Technical Data

- Number of cable ports: 4 – 16 (depending on diameter)
- Maximum cable diameter (mm): 25
- Maximum number of trays: 6
- Maximum fibre capacity: 72
- Required space envelope (mm): (l) 500 x (w) 160 x (d) 90
- Operating temperature: -20°C to + 50°C (5 to 95% RH)
- Material:-
  - Closure: Glass Filled Nylon
  - Splice trays: FR ABS
- Testing:-
  - Closure Sealing: IP68
  - Optical: Tested at 1310nm, 1550nm and 1625nm
  - Drop: EN 60068-2-32
  - Salt Mist: NF C 20 - 711
  - Vibration: EN 60068-2-6
  - Shock: EN 50 102

## Logistics

- Packing Dimensions (mm): (l) 580 x (w) 180 x (d) 110
- Packed Weight (kg): 3.3
- Net weight (kg): 3.0
- Installation Instructions included


## Additional Items

### ESDF4 ILJ Cable Entry Kits

ILJ Cable Entry Kits are used to install cables into an In Line Joint. One kit contains all of the components required to prepare, install and route the fibres of one cable to the splice trays. Four Cable Entry Kits must be used. If only two cables are required to be installed, then two blank kits must be ordered also. (Kits are available for installing one, two or four cables into a port, depending on the cable diameter).

#### **Prysmian Part Numbers:-**

- Blank Entry - **XJTSC00084** - To seal unused ports
- Single Entry - **XJTSC00085** - For one cable up to 25mm
- Double Entry - **XJTSC00086** - For two cables up to 12.5mm each
- Quad Entry - **XJTSC00087** - For four cables up to 9mm each



---

## Additional Items Continued

### Wall Mounting Bracket

The ILJ Wall Mounting Bracket is used for mounting the In Line Joint to a wall. The bracket is supplied with the appropriate fixings.



**Prysmian Part No. – XJTSC00088**

---

### Pole Mounting Bracket

The ILJ Pole Mounting Bracket is used for mounting the In Line Joint to a Pole. The bracket is supplied with the appropriate fixings.



**Prysmian Part No. – XJTSC00089**

---

### Heat Shrink Splice Protectors

Splice protectors are used to protect the fibre splice. They are 2.2mm in diameter and 45mm in length.




**Prysmian Part No. - XPESC00053 (pack of 50)**  
**- XKTSC00050 (pack of 12)**

---

### Crimp Splice Protectors

The Crimp Splice Protector Kit is used to convert the splice tray in an In Line Joint to accommodate crimp splice protectors. One kit is required for each splice tray. The kit contains an insert to house the splice protectors and 12 crimp splice protectors.



**Prysmian Part No. – XKTSC00020**

---

Please contact your local sales office listed on [www.prysmiangroup.com](http://www.prysmiangroup.com)

---

© Prysmian Group 2012, All Rights Reserved.  
The information contained within this document must not be copied, reprinted or reproduced in any form, either wholly or in part, without the written consent of Prysmian Group. The information is believed correct at the time of issue. Prysmian Group reserves the right to amend this specification without notice. This specification is not contractually valid unless specifically authorised by Prysmian Group.